

### DYNAMIS

#### LITHIUM-LINE

**LI-160/P** (ER34615, D-size)  
Lithium Thionyl Chloride Cell

**Order No. 60.08197**



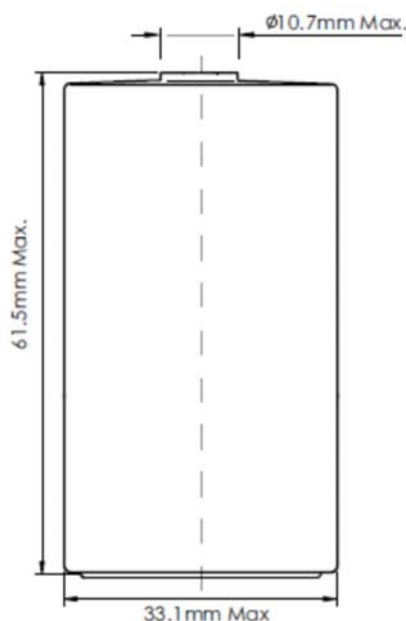
#### Electrical characteristics

(typical values for cells stored for one year or less at +25°C max.)

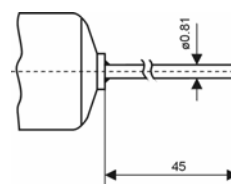
Nominal capacity at 2,0 mA with 2,0 V cut off voltage (25 °C). The capacity restored by the cell varies according to current drain, temperature and cut off voltage).	19,0 Ah
Nominal voltage	3,6 V
Max. recommended continuous current (To get 50 % of nominal capacity at +25°C with 2,0 V cut off.. For use with higher currents please contact DYNAMIS)	230 mA
Pulse capability Typically up to 400mA / 0,1 second pulses, drained every 2 min. (25°C) from undischarged cells with 10 µA base current, yield voltage readings above 3,0 V. (The readings may vary according to the pulse characteristics, temperature, and the cell's previous history. Fitting cell with a capacitor is recommended in severe conditions application)	400 mA
Storage temperature (recommended, according other demands contact DYNAMIS)	+30°C max.
Operating temperature range (Operation at temperature different from ambient may lead to reduced capacity and lower voltage plateau readings.)	-55°C ~ +85°C

#### Physical characteristics

Height (max.)	61,5 mm
Diameter Ø (max.)	33,1 mm
Typical weight	100 g



Pin configuration: Pins P\* at Page 3



UL certified

### Key features

- High and stable operating voltage
- High minimum voltage during pulse application
- Low self discharge rate (less than 1 % after 1 year of storage at +25°C)
- Stainless steel container
- Hermetic glass-to-metal sealing
- Non-flammable electrolyte
- UL-certified

### Warning

- Fire, explosion and severe burn hazard.
- Do not recharge, crush, short circuit, disassemble, heat over 100°C or incinerate.
- Do not expose cell or contents to water

### Main applications

Utility metering  
Alarms and security devices  
Memory back-up  
Tracking systems  
Automotive electronics  
Professional electronics etc.

### Terminal variations

60.08195 standard (/S)  
60.08196 solder tabs (/T)

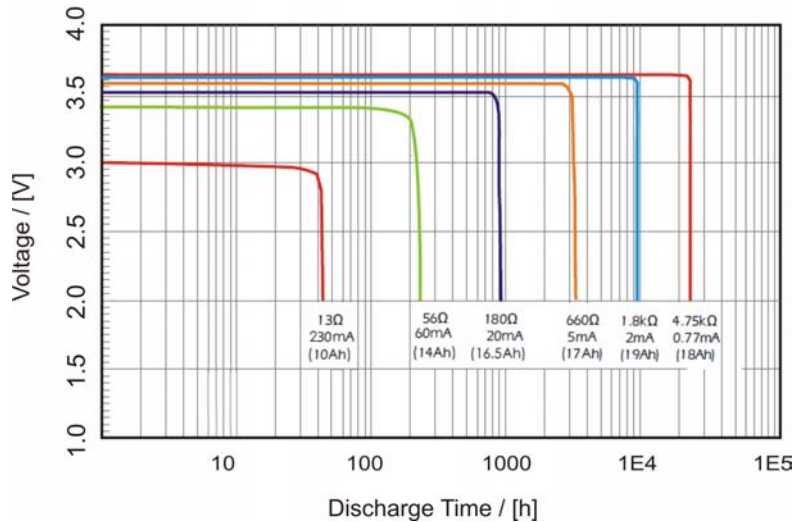
For other terminals please contact  
DYNAMIS

### Compliance with Safety Standards

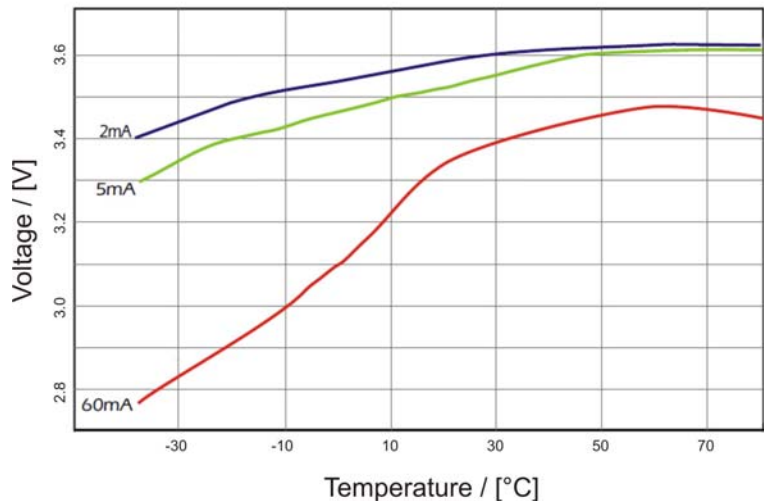
IEC 60086-4  
EN 50020

The information (subject to change without notice) contained in this document is for reference only and should not be used as a basis for product guaranty or warranty. For applications other than those described here, please consult your nearest DYNAMIS Sales or Marketing Office or Distributors

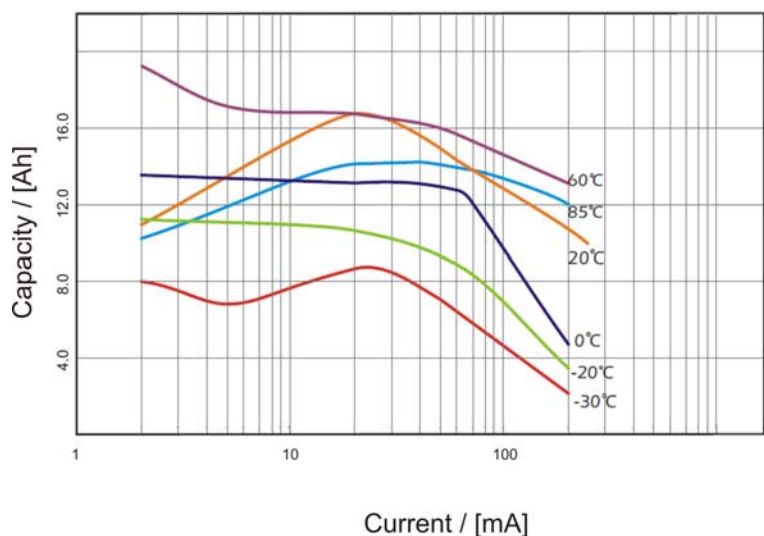
Continuous Discharges at 25 °C (77 °F)



Voltage Levels at various Temperatures and Drain Conditions



Temperature characteristics



**\* Kundeninformation**

zur Verarbeitung von Zellen mit axialen Pins (/P Versionen)

**\*Customer Information**

according processing of cells w/ axial pins (/P versions)

DYNAMIS Batterien GmbH empfiehlt seinen Kunden bei der Verarbeitung von Primärzellen mit axialen Pins auf eine schonende Behandlung der angeschweißten Ableiter zu achten. Die Ableiter können beim Abbiegen bei zu geringem Abstand zur Schweißstelle an der Zelle beschädigt werden. Als minimalem Abstand zwischen Schweißstelle und Abbiegepunkt wird 5 mm empfohlen.

Darüber hinaus empfehlen wir die Verwendung eines geeigneten Hilfsmittels, daß ein definiertes Abbiegen erlaubt und am Pin unterstützend angelegt wird. Bei Beachtung dieser Empfehlung ist der Winkel des Abbiegens frei wählbar.

*Dynamis Batteries recommends his customers to use special care during bending of the welded axial pins of Primary cells (where applicable).*

*The pins may be damaged at the welding point if the distance to the bending point is too small. A minimum distance of 5 mm is recommended to avoid damages.*

*In addition, we recommend the use of a supportive bending tool to sustain the bending point. If these recommendations are followed there is no limit for the angle of bending.*

