

DYNAMIS

LITHIUM-LINE

LI-160 /S (ER34615, Size D)

Lithium Thionyl Chloride Cell



Electrical characteristics

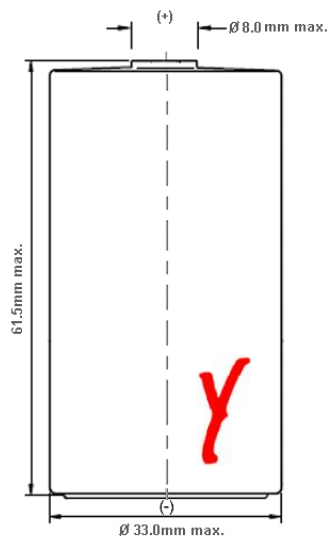
(Typical values for cells stored for one year or less at +25°C max.)

| | |
|---|---------------|
| Nominal voltage | 3.6 V |
| Nominal capacity at 2.0 mA with 2.0 V cut off voltage (20 °C). The capacity restored by the cell varies according to current drain, temperature and cut-off voltage). | 19'000 mAh |
| Max. recommended continuous current | 230 mA |
| Pulse capability Typically up to 400 mA / 0.1 second pulses, drained every 2 min. (25°C) from undischarged cells with 10 µA base current, yield voltage readings above 3.0 V. (The readings may vary according to the pulse characteristics, temperature, and the cell's previous history. Fitting cell with a capacitor is recommended in severe conditions applications.) | 400 mA |
| Storage temperature (recommended for max. 60% rel. humidity, according other demands contact DYNAMIS) | 30°C max. |
| Operating temperature range (Operation at temperature different from ambient may lead to reduced capacity and lower voltage plateau readings.) | -55°C ~ +85°C |

Physical characteristics

| | |
|------------|---------|
| Height | 61.5 mm |
| Diameter | 33.0 mm |
| Weight ca. | 105 g |

Drawing:



Key features

- n High and stable operating voltage
- n High minimum voltage during pulse application
- n Low self discharge rate (less than 1 % after 1 year of storage at +25°C)
- n Stainless steel container
- n Hermetic glass-to-metal sealing
- n Non-flammable electrolyte
- n UL certified

Warning

- n Fire, explosion and severe burn hazard.
- n Do not recharge, crush, disassemble, heat over 100°C or incinerate.
- n Do not expose cell or contents to water

Main applications

Utility metering
Alarms and security devices
Memory back-up
Tracking systems
Automotive electronics
Professional electronics etc.

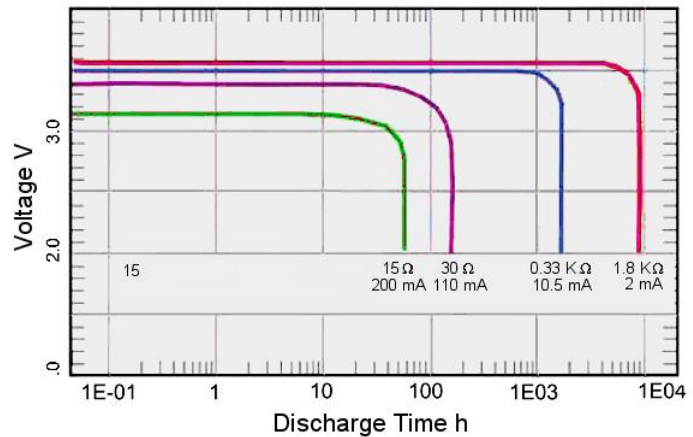
Terminal variations

Standard /S
Solder tabs /T
Axial pins /P

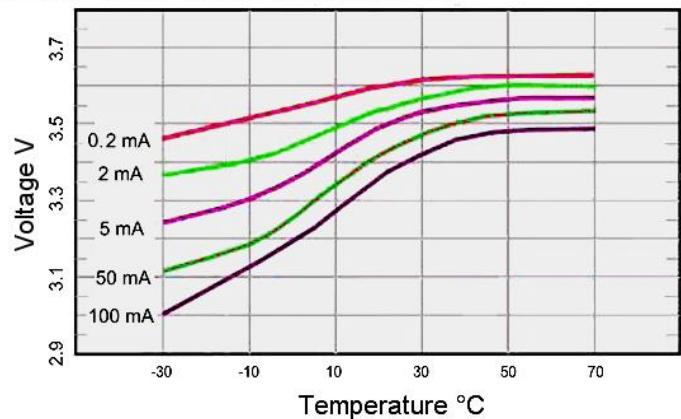
For other terminals please contact DYNAMIS.

Compliance with Safety Standards
IEC 60086-4
EN 50020

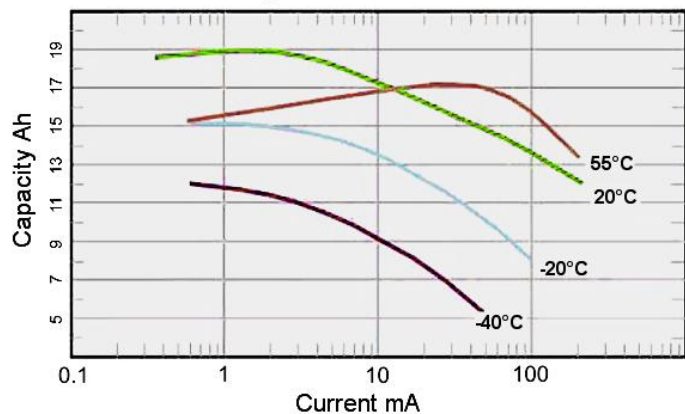
Continuous discharges at 25°C



Voltage levels at various temperatures and drain conditions



Temperature characteristics



All information (subject to change without notice) contained in this document is for reference only and should not be used as a basis for product guaranty or warranty. For applications other than those described here, please consult your nearest DYNAMIS Sales or Marketing Office or Distributors.